



SomaTec

The world of winding


Plastic films

Paper

Nonwovens

Composite materials





Unwinders

Rewinders

Re-reelers/Slitter-Rewinders

Short roll winders

Accumulators

Production and processing plant components

Each web ...

... is truly exceptional.

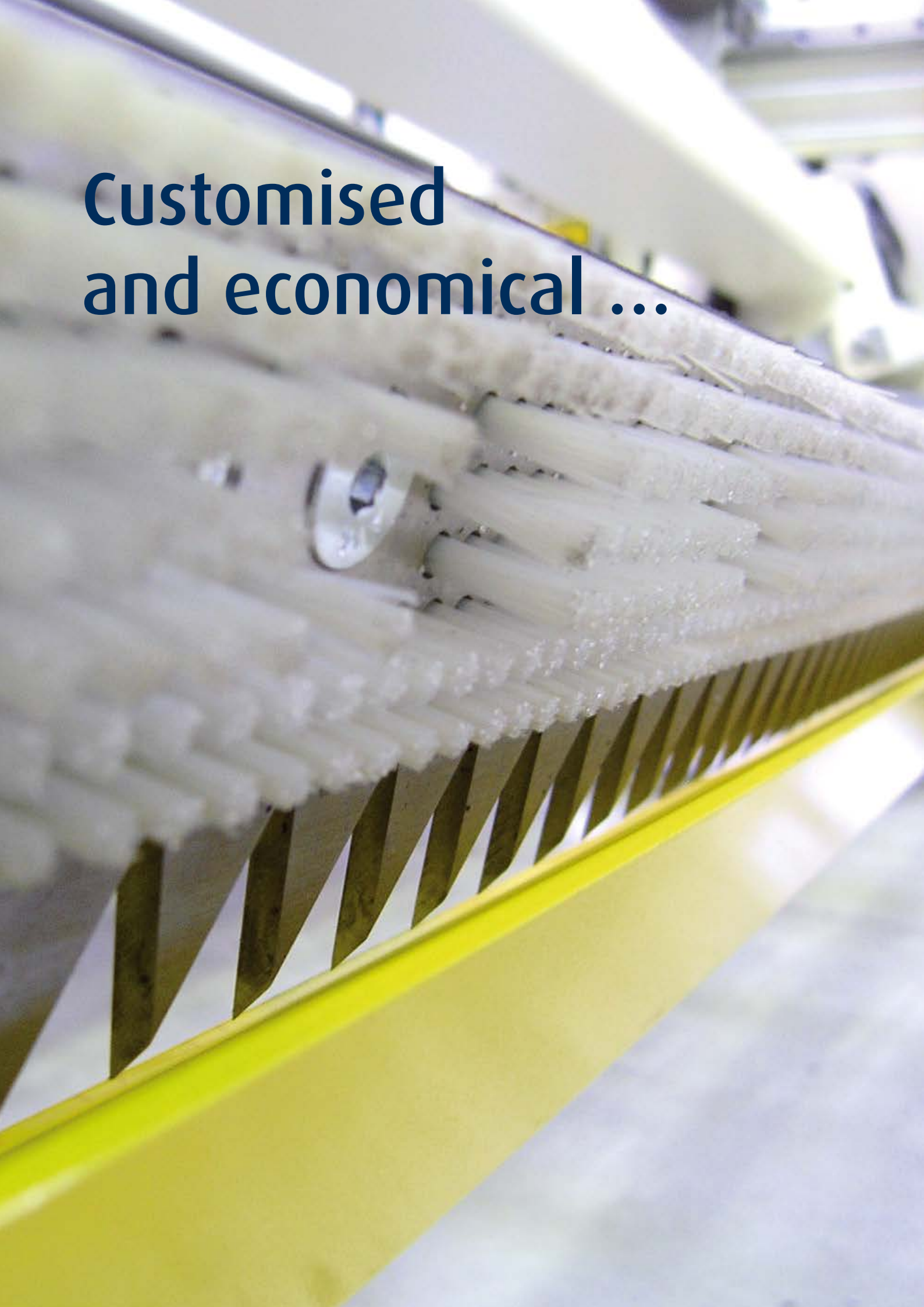
Because different widths, materials, manufacturing and processing methods, as well as speeds, entail unique challenges. We are committed to facing these challenges and adapting complex winding components to perfection.

We will support you every step of the way, with in-depth advice on all winding applications and an uncompromising approach to quality and service. As a result, Somatec technology makes a vital contribution to efficient production. Somatec offers:

- perfect winding results, even to the last layer
- ideally integrated technology in top quality
- excellent customised service.

Somatec

**Customised
and economical ...**






... are the words that best describe our solutions. To achieve this goal, we don't just look at the actual winding parameters, but also specifically discuss any associated processes and circumstances. And sometimes our customers are astounded at how important these actually are. Only by taking this integrated approach, does the bigger picture become clear – which is so vital for concepts that must function in real world conditions.

Our technologies frequently open up opportunities for making processes more efficient and enhancing quality.

In terms of economy, we will find the best solution among all the options for you and implement it based on tried-and-tested components, basic designs or new developments. Therefore, we can assure you that Somatec systems are:

- ideally integrated in the entire material flow
- totally in tune with all material and production parameters
- perfectly integrated in terms of space, the mechanics and control.



**Maximum
quality awareness ...**





... is our guiding principle. By insisting on top quality at every step of the way, we ask a lot of others, but also of ourselves too. By maintaining close contact with our customers, the experience gained with applications constantly reflects itself in the design process. Consequently, we always deliver state-of-the-art products.

With high performance components and smart, but robust designs that are modified to cope with all aspects of the application in question, Somatec systems fulfil all quality demands. Somatec offers:

- top functionality and reliability
- long service lives
- excellent winding quality
- simple and reliable handling
- flexible, future-proof technology.



Continual processes don't tolerate errors. Where top production and finishing speeds are concerned, material guiding and feeding play a key role in the efficient usage of materials and systems.

Robust designs, sophisticated winding technology and perfect control make Somatec turret winders superbly reliable components. With various options for material handling and inline finishing, they also play a vital role in efficient production processes.

Inline turret unwinders




Type UW 1200 E

Economical turret unwinder with chucks fix mounted on the indexing discs. Reel support shaftless or via winding shafts. Automatic overlap splice up to the maximum production speed.

Optional

- Lifting forks for winding shafts to lift in reels from a pallet or from the floor.
- Elevator cart for reel feeding.
- Edge guiding system with pivoting frame.
- Pull rolls on the outfeed side for tension separation and for further web transport.

Technical data

Reel diameter max.	[mm]	1200
Reel weight max.	[kg]	1500
Material width max.	[mm]	2000
Speed max.	[m/min]	500

Different data on request

Type UW 1500 S

Turret unwinder for different reel widths and heavy reel weights. Motor-driven chucks on winding arms for shaftless reel support. Automatic overlap splice up to the maximum production speed, alternatively in both unwinding directions.

Optional

- Elevator cart for feeding of shaftless reels.
- Edge guiding systems with chuck movement or with pivoting frame.
- Pull rolls on the outfeed side for tension separation and for further web transport.

Technical data

Reel diameter max.	[mm]	1500
Reel weight max.	[kg]	3500
Material width max.	[mm]	2500
Speed max.	[m/min]	600

Different data on request

Inline turret rewinders



Type ATW

Turret rewriter in different sizes with indexing discs preferably for plastic films. Reel support shaftless or on winding shafts. Automatic reel change on adhesive prepared cores (system TAC) or on unprepared cores (system NTC). Contact roll layout for contact or gap winding mode.

Optional

- Inline edge trimming and slitting with different slitting systems.
- Automatic reel handling systems.
- Integrated winding shaft extraction device.
- Motorized lay on rolls (rider rolls).
- Shaft less winding at steel cores.
- Long distance traveling for unloading car. by using motorized cable reel.

Technical data

Reel diameter max.	[mm]	1500
Reel weight max.	[kg]	3500
Material width max.	[mm]	2500
Speed max.	[m/min]	350 (system NTC) 600 (system TAC)

Different data on request

Types ATW 1500 E/ATW 1500 S

Turret rewriter with indexing discs and winding shaft support (type E) or shaftless reel support (type S), primarily for paper. Automatic reel change on adhesive prepared cores (system TAC). Contact roll layout for contact or gap winding mode.

Optional

- Inline edge trimming and slitting with different slitting systems.
- Automatic reel handling systems.
- Load relieving device (type E).

Technical data

Reel diameter max.	[mm]	1500
Reel weight max.	[kg]	3500
Material width max.	[mm]	2500
Speed max.	[m/min]	600

Different data on request



Automatic reel change system TAC shortly before cutting



Integrated shaft extraction device in the ATW turret winder



Unloading car for turret winder

For a wide range of tasks in manufacturing, processing and finishing, customised winding processes are the key to high efficiency.

There's virtually nothing we haven't built from our designs. With all the materials and challenges presented to us, we have longstanding experience and therefore an extensive range of established basic designs that will be modified and fine-tuned to suit your requirements.

Reel converting machinery



Re-reelers/Slitter-rewinders

Features

- Top rewinding speeds.
- Reel support shaftless or with winding shafts.
- Unwind stations with pneumatic or regenerative brake.
- Different modules for reel processing, web inspection, laminating and delaminating, fault detection or web treatment.

Optional

- Splice table at the unwinder.
- Web thread-in devices.
- Edge guiding systems.
- Longitudinal slitting devices for edge trimming and multiple web slitting.
- Inspection units.
- Auxiliary winding stations e.g. for delaminating or for scrap winding.
- Pre-treatment devices.
- Fault detection systems.
- Customised reel loading and unloading solutions.

Technical data on request
(depending on application)



Automatic slitting system

Features


- Automatic positioning system for crush cut and shear cut.
- Stand alone solution. Perfect for retrofit.
- Higher safety level.
- Minimized set-up times.
- Easier maintenance with wear management system.

Optional

- Interface to your ERP-System.
- In combination with automatic core positioning and preparation system.

Technical data on request
(depending on application)

Single and multiple stations unwinders and rewinders/accumulators/special machinery



Single and multi-station unwinders and rewinders

Features

- Reel support shaftless or on winding shafts.
- Unwinder with pneumatic or regenerative brake.
- Unwinder braked from the centre or from the surface.
- Centre drive at the rewriter.

Optional

- Edge guiding systems.
- Splice table at the unwinder.
- Cantilevered winding shafts.
- Automatic web splicing (at 2 station unwinder).
- Tension control via tension control roll or pneumatically loaded dancer roll.

Technical data on request
(depending on application)

Accumulators

Features

- Storage capacity from just a few meters up to over 100 m.
- Roll bridge driven pneumatically or motorized.
- Roll bridge operated either from top or from bottom.
- Comb roll design for an easy web thread-in.

Optional

- Driven pull rolls on the infeed and/or outfeed side.
- Tension control within the accumulator.
- Edge guiding frame behind the accumulator.
- Multiple loop systems for a very compact design and very high accumulator capacity.

Technical data on request
(depending on application)

Contact winder SW1000-1400E

Features

- Contact winder in different sizes preferably made for Nonwoven, Glasfiber, tobacco and similar materials.
- Winding on 3", 4" and 6" core or tambour.
- Winding shaft magazine.
- Unloading arms to unload the finished roll onto the floor or pallet.

Optional

- In line slitting (blade or scissor cut).
- Unloading arms with weighing system.
- Tambour transport system to tambour magazine.
- Spreader roll for multi web winding.

Technical data on request
(depending on application)



Germany

SOMATEC Sondermaschinen GmbH
Freibusch 7
31789 Hameln

Phone: +49 (0) 51 51/106 52-0
Fax: +49 (0) 51 51/106 52-10
info@somatec-hameln.de

China

SOMATEC China, Shanghai

Phone: +86/139 16 59 28 26
sales@somatec.com.cn

India, Bangladesh, Saudi Arabia, UAE, Bahrain, Oman, Qatar, Kuwait

Source Technology Pvt. Ltd.
Sunil Gupta

Phone: +91 / 98 26 05 87 51
gupta@somatec-hameln.com

Italy

Giuseppe Favatella, Milan

Phone: +39/32 72 07 25 18
favatella@somatec-hameln.com

US, Canada

WMR Agencies & Consulting,
Flagler Beach, FL
Werner M. Reitter, EE

Phone/fax: +1/386/69 33 254
WMR@somatec-hameln.com



www.somatec-hameln.de

